

NEWSLETTER

News in Brief.

Jane Firth steps down from the committee after 15 years service and including 5 years as Vice President.

Ken May receives gold medal for selling 13 of 15 sculptures in a recent exhibition.

Lower Hutt Art Trail to be held from the 19th to the 20th of October.

Hutt Art's Lower Hutt Art Trail Exhibition opens on the 8th of October and closes on the 20th of October.

Pre Christmas Treats and Treasures Exhibition, which is open to all members to exhibit, opens on the 3rd of December.

The bi-annual Hutt Art Open Day will be held on Saturday the 1st of March 2025.

The Hutt Art Annual Exhibition people's choice award was won by Louise Thomas with "Hootin Annies".

Ken May Awarded Gold Medal.

Ken May received a gold medal from the Hutt Art Society President Leon Ramakers for selling thirteen of fifteen sculptures at a recent exhibition: A record for recent times.

Ken May began his journey as a Manufacturing Jeweller in the 1970s. After various careers in Sales, Distribution, and Logistics, he discovered Oamaru stone carving in 2005, blending logic with creativity. Ken's larger stone carvings now adorn gardens across the North Island. Currently, he's focusing on intricate pieces that integrate metal elements and jewellery manufacturing techniques. As a HAS Urban Sketchers member since 2017, Ken's latest works explore the diverse styles of New Zealand houses and buildings.



The Oaks / Tree House

His piece, "The Oaks / Tree House," is a fascinating paradox. It invokes memories of an abandoned house in the countryside, slowly crumbling into the landscape, yet from its centre springs new life. Ken says, "My designs for these seem to evolve as I go, and I enjoy developing and adding additional elements to the stonework as I go."



Gordon Harris
THE ART & GRAPHIC STORE

in-store & online

182 Vivian Street, Wellington
www.gordonharris.co.nz

News From the Committee

Vacancies

If you can spare a morning or an afternoon to sit in the gallery, your assistance would be most welcome.

Some long serving Executive Committee are standing down from their roles over the next year.

House Cleaning

The Hutt Art Society have a commercial cleaner that comes twice a week to clean the bathrooms and kitchen. All other studios are done on rotation over a fortnightly period. Please do your bit to help keep the studios clean.

Paper Towel / Toilet Roll Supplies

Supplies of paper towels and toilet paper are kept in the cupboard in the south-end bathroom. The same key fits all holders

Message from the President.

Hi everyone.

The Muriel Hopper Hutt Art Awards are over. This was the tenth Awards and the Opening Night was enjoyed by everyone I spoke to.

The next exhibition was Shared Spaces in July with Maxine Edwards, Iris Kauffeld, Ken May and Sara Urwin. Congratulations to Ken May who sold 13 out of 15 of his Oamaru stone building sculptures – surely a record!

The last exhibition for all members was the Annual Extravaganza which finished on Sunday 25 August. The Opening was in the evening of Tuesday 6 August. We had Jill Cooper to judge and present the prizes for the happy winners of ten categories.

Preparation for the Lower Hutt Art Trail is still under way. The Art Trail weekend is on the 19-20 October 2024. The Art Trail exhibition has its Opening on Tuesday 8 October, with the Trail's Opening evening being on Friday 18 October. Further information will come as the team finalise more details.

The next members' exhibition for this year is the Treats & Treasures, with the Opening at 6pm on Tuesday 3 December. This will be the last exhibition before Christmas.

A reminder please that all artworks must be dry before submitting for exhibitions. If they are not dry, they will not be displayed. Convenors, can you please keep an eye on that.



Jane Firth steps down from the committee after 15 years service including 5 years as Vice President.

Now, just repeating the important news regarding some of the Executive Committee who are stepping down from their current positions. I will be retiring from the President's role after 5 years and 15 years on the Committee at the next AGM. Iris Kauffeld will be stepping down as Gallery Manager at the end of the year. And Christine Cox will be stepping down as Office Manager, also at the end of the year.

Membership Fees

Full Member - \$135 - Only \$125 if paid by the 28th of February 2024.

Dual Member - \$236 - Two adults residing at the same address.

Youth Member - \$25 - Full time student under 21 years old.

Group Member - \$230 - Contact the Office for details.

Message from the President - continued.

Jane Firth has already stepped down after 15 years on the committee and 5 years as Vice President. So a huge thank you to Jane for all the background work she has done and the help she has given me in the running of the Society.

This of course means we need to refill the positions, and the sooner the better, so we have an overlap period with a hand-over. So, if members could think seriously about joining the Committee with the possible intent of stepping into one of these positions, that would be great. There is potential for the Gallery Manager's role to be a shared position. Expressions of Interest need to be handed in to the office or emailed to huttartsociety@xtra.co.nz

Until next time ... **Don't forget – Observe, Understand, Create.**

Leon Ramakers

Friends Of Hutt Art Take a Tiki Tour Through Japan With Robyn Eastgate-Manning.

Friends and Members of Hutt Art shared a wonderful evening journeying through Japan with Robyn Eastgate-Manning. During the event on August 23, 2024, more than 30 Friends and Members got to enjoy her detailed account of travelling through Japan. Robyn shared her on-site watercolour paintings, explored the vibrant life of Tokyo, and took the group on adventures through the serene landscapes of Hokkaido. She also delved into the cultural richness of Japan, including its famous paintings and culinary delights, offering a deep and artistic perspective of the country.



Members and Friends of Hutt Art enjoying their talk by Robyn Eastgate-Manning on her recent art trip to Japan.

Your 2024 Committee.

President: Leon Ramakers

Vice President: vacant

Secretary: Gillian Green

Treasurer: Eleanor Turner

Gallery Manager: Iris Kauffeld

Committee: Anne Berry, Bruce Holland, Jan Mueller-Welschhof, Cassie Callard, Joy Brown, Chris Brown and Nicky Kane, Louise Thomas, David Bibby.

Invited to Meetings:

Office Manager, Christine Cox.

Discounts Available.

Gordon Harris offer 10% discounts on retail prices. To take advantage of these discounts, you will need to show your membership card.

When purchasing goods from the Warehouse Stationery - now located in the Warehouse stores, show your membership card (or just tell them you are a member) at the service desk and Hutt Art will receive loyalty points. This helps us to fund our office supplies.

About Friends Of Hutt Art

Friends of Hutt Art is a rapidly growing initiative that has successfully organised six events since its inception just over a year ago. It is led by Jude Wilson and a small Organising Group. With 173 "Friends" and counting, the group plays a crucial role in promoting the works of Hutt Art by connecting artists with potential buyers and investors. Each event has been well-attended and warmly received, demonstrating the group's impact. However, with this success comes the need for additional assistance. Those interested in contributing to this vibrant and effective Organising Group are encouraged to reach out to Christine, the Hutt Art Office Manager.

Next Friends Event - Develop Drawing Skill.

The next Friends Event on the 14th of September 2024, will feature a demonstration led by Roger Key, who emphasises the transformative power of developing drawing skills. Whether you're a complete beginner or an experienced artist, Roger believes that drawing well is an ability everyone can cultivate. During this event, he will provide valuable insights into the initial steps for improving your drawing technique, sharpening your perception of subjects, and achieving greater accuracy in your work. It's an exciting opportunity for attendees to elevate their drawing abilities and deepen their artistic practice.



An example of one of Roger Key's works.

Art Groups

General Drawing and Painting Groups: Mon, Tues, Wed and Fri Mornings, and Mon Evenings.

Life Drawing: Tuesday Evening

Urban Sketching: Wednesday Afternoon.

Portrait: Thurs morning.

Pottery: Mon, Wed, Thurs mornings, Mon, Wed evenings and Sat/Sun afternoon.

Weavers: Mon mornings.

Printmakers Possibilities: Every 1st and 3rd Sunday of each month.

Embroidery: Fri mornings and Mon evenings.

Collage: 2nd Saturdays.

[Click here for more info.](#)

Potters Videos.

The potters have created part three of their Instagram series on Pot Making.

To see them, click on the following links:

[Pressed Pot Making Part One.](#)

[Pressed Pot Making Part Two.](#)

[Pressed Pot Making Part Three.](#)

Update from Social Media.

We have reached a milestone in August. The Hutt Art's Facebook page now has just over 2000 followers. Two years ago when the social media team was set up there were 1435 followers. Growth has been steady over this time, but there has been a recent increase since the latest team member to join us, Louise Thomas, has started a new initiative.

Over the last few months Louise has been selecting a few artworks from an exhibition and contacting the artist to get the story behind the inspiration for the work, and a little bit about the artist's creative journey and art practice. If you get an email from Louise asking for this information please reply as soon as you can. We would like to get this posted onto social media while the exhibition is open. One person has sold a painting highlighted in this way, and we hope this will be repeated.

We are also wanting to profile artists (any media) and doing a short article on them with images of 4-5 of their works. This is to go on the Hutt Art Centre Instagram account. If anyone would like to do this please leave a message at the office with your contact details and we will be in touch to arrange to photograph the work, and send you a few questions about your art journey, inspiration for your works, etc.

The rest of the team have been working consistently to keep covering the openings of exhibitions, producing videos and now also sharing a few interesting posts from other art accounts in the region.

We hope the increase in followers will continue and lead to more visitors and sales in the future. Happy creating everyone.

Joy Brown.

Lower Hutt Trail Exhibition.

All members can enter one piece. We are looking for mainly smaller paintings but will accept some larger paintings as well. We may select/non-select if necessary.

Artwork can have been seen before and does not have to be for sale.

All artwork must have a swing tag and be ready to hang.

Receiving: Sunday 6th October 2024, 10am and 4pm in Studio 9 (late entries will not be accepted).

Fill in an entry form – please enter what group you belong to e.g. Buzz Group, as we may group your artwork.

Fill in the Gallery card.

There is no entry fee for this exhibition.

Exhibition opens to the public on Wednesday 9th October.

Exhibition closes on Sunday 20th October at 4pm – please collect your artwork between 4 and 5:30pm..

Classes

Painting with Acrylics and Oils with Roger Key.

School Holiday Drawing Class - Improving your drawing with Roger Key.

Creating Drawings You Want with Roger Key.

Creativity for kids 6 - 10 years with Patrice Buescher.

Creativity for kids 9 - 13 years with Patrice Buescher.

Pottery for Beginners with Chris Parkin.

Various Textile Art Classes with Clare Smith, Sue Swann, Mary Self, Cherie Gurney and Jo Dixey.

Watercolour classes with Jacky Pearson. Fortnightly during school terms.

Porcelain Painting and Decorating Classes.

[Click here for more info.](#)

Permanent Collection Receives Two New Art Works.

Two more works have been donated to our Permanent Collection. The first is a brilliant embroidery by Caroline Strachan: 1897 Wallpaper Design. It was inspired by a pattern on some ancient wallpaper, that was removed from the North Passage during recent renovations. So, it has a very real connection with the Hutt Art Centre and we have a portion of the original wallpaper already in the collection. Caroline is well-known for her embroidery. We are fortunate now to have a sample of her work for posterity.

The second work is a print by Maxine Edwards. Maxine was a very active member of Hutt Art until her move to Hamilton a few years ago. She won a Muriel Hopper award with another print. She is one of only a couple of Hutt Art members to win the main award. I've been after an example of her work for the collection, since then.

Our thanks go to the donors for these lovely works. Watch for them on our walls.



1897 Wallpaper Design by Caroline Strachan.



A print by Maxine Edwards.

What's Coming Up at Hutt Art.

Lower Hutt Art Trail Exhibition.

Open to all members to exhibit. See details on page 5.

To see more exhibitions press [here](#).

Hutt Art "Have a Go Day"

The popular open day event that allows the public to have a go at creating art will be held again in early 2025.

Hutt Art Facebook Groups.

[Hutt Art Facebook Group.](#)

[Portrait Facebook Group.](#)

[Urban Sketchers Facebook Group.](#)

[Hutt Art Instagram.](#)

A Big Thanks goes to

Anne and Alan Berry for repairing the easels in the painting studio.

Lewis-Paape Gallery.

My name is Simon. I am a solo father of 2 young children. I have been framing now for over 20 years, I purchased the Lewis-Paape Gallery pre covid. It has been a struggle and challenge but here we are still going strong today which says a lot about our quality of work and customer service. My aim is to build up the business and use the capital to get into the housing market and eventually run it from home in order to continue to support my young family.

We have experience in framing all sorts of things from shoes to dresses, jerseys, photographs, artworks of all variety and sizes.

At the Lewis-Paape Gallery we understand the importance of the right Framing solution. The right choice will enhance the visual appeal, protect and conserve the artwork or object that we are Framing. We have the skills and experience to advise on the appropriate materials and techniques to use for anything to be framed. Our Fine Art Trade Guild qualified Staff ensure the excellent standard and quality of workmanship you should expect when having Framing done. We have an extensive range of options for all types of Framing from budget through to museum standards.

Please do not hesitate to contact me for any framing advice/free quotes. My contact details are skiddle@lewispape.co.nz 0220432496 04-5695729 www.lewisspape.co.nz

Mention this article and receive 10% discount off your first framing order.

Many thanks for your support and taking the time to read this. Also a big thanks to Hutt Art who have continued to support us throughout the years and given me the opportunity to present my business through their newsletter!

Simon Kiddle, Guild commended Framer, Lewis Paape gallery.

Inktober.

October is Inktober – a fun way to improve your inking skills dreamed up by American illustrator Jake Parker. The concept has grown with thousands of artists taking on the challenge every year.

Just before October, Jake will publish a list of 31 prompts for each day of October – you do a drawing a day and post it on your social media with the hashtag #inktober. Jake says on the website “you can do it daily, or go the half-marathon route and post every other day, or just do the 5K and post once a week.

Whatever you decide, just be consistent with it. Inktober is about growing and improving and forming positive habits, so the more you're consistent the better.” For more information see <https://inktober.com/>.

What's Coming Up in Our Community.

The Dowse Gallery.

Paul Maseyk: Jugs in New Zealand Painting.

Paul Maseyk has produced jugs modelled from 60 jugs found in paintings made by New Zealand artists. The Jugs and paintings are on display. Open until the 13th of October.

Whenua Whatu: Māori Ceramics from the Dowse collection.

Works from the Dowse Collection by Māori artists who use uku (clay) as their material of choice. 8th November 2024 to the 2nd of March 2025.

Whirinaki Whare Tonga.

Wellington Regional Arts Exhibition.

Whirinaki Whare Taonga bi-annual Wellington Regional Arts Review for artists in the Wellington Region to exhibit their works. Open from the 7th of September to the 17th of September.

News from the Embroidery Group.

The HAS Embroidery Group has just held its biennial exhibition and display of work in conjunction with the HAS Weavers and guest artist Jo Dixey. There was an extraordinary contribution of work this year with some 25 people contributing to the display. The exhibition was well received with hundreds of visitors. These included a busload from a retirement village in Levin.

Central to the exhibition was a four-panel work featuring 24, 20cm-square works. Each contributing artist was given a pair of colour swatches that were to form the basis of an original work in weaving or stitch. These were mounted with like colours adjoining and made a very lively display.



Spectrum = featuring work from 23 members of the two groups.




Jo Dixey talks about her career as a professional embroiderer.

Jo Dixey also gave an artist talk on Saturday afternoon with over 40 people attending from around Wellington. Jo was trained in London at the Royal School of Needlework for excellence in embroidery technique and with additional design qualifications. She teaches widely in NZ and overseas and is often called upon for fine repair work and for commission work, including film and TV.

The embroidery group meets on Monday evening and Friday mornings in Studio 9. There is a range of experience within the group and we have been delighted to welcome several new members this year. Often new members have stitched before (eg at school) but it is easy to pick up beginner projects if you have never done any before. If you are interested there are also classes offered (see HAS website) and members of the group are happy to give help if you need it.

What's Coming Up in Our Community - continued.

An art map of galleries in the Wellington has been published showing where the galleries are and what's on.



Gentle Reminders

New: Please do not cut the stays of the easels in the printing studio. They have now been replaced with chains.

Do not come into the Hutt Art Centre if you are unwell.

Before leaving the building, please ensure you clean your area including your work table and floor.

If you are last to leave the building, please turn the lights out, heaters off and lock the doors.

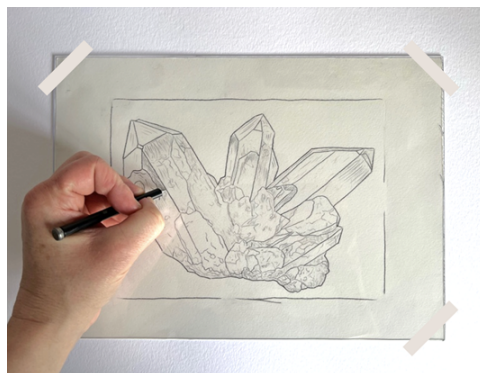
When parking your car in the Hutt Art car park, please ensure you park between the white lines and you leave the Gallery Minders car park free.

Printmaking.


Printmaking is an artistic process that is well over 1000 years old. Through the centuries, printmaking has been used in eastern and western cultures to reproduce images and text for both practical and artistic purposes. It is based on the principle of transferring an image from a specially made plate or block onto another surface, usually paper or fabric.

Drypoint is an intaglio printmaking method where you scratch a drawing directly into a plate with a sharply pointed tool. The plate can either be a sheet of plastic or metal. The lines you draw, create a burr that holds ink. When you ink up the plate, the ink remains in the lines and gets wiped off the top surface. The plate is then printed using a printing press.

The following images show the steps for the dry point process...




Step 1: scratch a drawing into a plastic (or metal) sheet using a drypoint needle.




Step 2: scrape printmaking ink into the scratched out lines.



Step 3: wipe excess ink off the top of the plastic (or metal) sheet.



Step 4: the plastic sheet is wiped and ready for printing.



Finished drypoint print on paper. In this example, I have also hand coloured in the crystals using watercolour paint.


I will explain another method in the following newsletter, so watch this space.

Emma West.

Lower Hutt Art Trail.

The Lower Hutt Art Trail is here. Watch out for the art trail logo.

Set to take place on the weekend of the 19th and 20th of October.



Art Trail Logo.

The official guide will be out soon. Copies will be available at Hutt Art, the Dowse Art Museum. For an electronic version, click on the following icon.



The 2024 Lower Hutt Art Trail Guide.

Lower Hutt Art Trail Update: A Celebration of Creativity

Lower Hutt is gearing up for its first-ever Art Trail, set to take place on the weekend of 19-20 October 2024. This much-anticipated event will showcase over 50 talented artists from across the Lower Hutt region, from Taita to Eastbourne, and aims to establish the Art Trail as an annual “Open Studio” tradition.

The Art Trail features 30 stops, offering visitors the chance to explore a wide range of artistic disciplines, including painting, pottery, printmaking, collage, textile arts, weaving, glass art, jewellery, woodwork, metalwork, and mixed media. These works will be displayed in both artists’ studios and various pop-up sites and galleries throughout the city.

A highlight of the Art Trail is the opportunity for visitors to engage directly with the artists, appreciate their work up close, and purchase or commission pieces directly from the creators. For the artists, this event is a platform to connect with the community, showcase their talents, and contribute to the vibrant artistic scene in Lower Hutt.

The event will also feature exhibitions at Hutt Art, The Learning Connexion, the Kereru studios in Naenae and the Petone Depot, with both the Dowse and Hutt Art offering drop-in workshops throughout the weekend.

The official catalogue for the Art Trail is currently being printed and will soon be available at Hutt Art, local libraries, the Dowse, Council offices, and more. An online version is also available [here](#).

Mark your calendar for special opening events at Hutt Art! First, scheduled for 8 October, the Hutt Art Member exhibition and then on the 18 October for the Lower Hutt Art Trail weekend, with many of the participating artists and also Mayor Campbell Barry, a strong supporter of the trail, in attendance.

The Lower Hutt Art Trail promises to be a vibrant celebration of local talent and a significant cultural event for the community. To keep up-to-date, make sure you follow our social media channels.

Facebook: <https://www.facebook.com/lowerhuttarttrail>

Instagram: <https://www.instagram.com/lowerhuttarttrail/>

A fully interactive map is available on the website (https://www.lowerhuttarttrail.co.nz/the_trail/map.html), you can zoom in and out and click on stops to get more information.

Art Awaits: Follow The Trail

My Favourite Social Media.

YouTube channels.

Oliver Pyle - My favourite water colour channel.

The Mind of Watercolour - Another excellent water colour channel.

Perspective - My favourite art history channel.

Instagram Profiles.

(They are all Urban Sketchers.)

Hugo Costa

Virginia Hein

Delphine Stoclet

Editor's Contact...

If you have any news that would be of interest to our members, please do not hesitate to send details to onmccarthy@gmail.com for publication in the next newsletter.

The next newsletter will be published in early December 2024.

Editor's Corner - Sargent and Fashion Exhibition.

Before leaving for the UK, I purchased tickets to see the exhibition "Sargent and Fashion" At the Tate Britain Gallery in London. The tickets were quite expensive at approximately \$50 each. Normally an exhibition of portraits and fashion would not excite me, but the promise of seeing almost sixty of John Singer Sargent's portraits in one place could not be missed. And I wasn't disappointed. It was one of the best exhibitions I have seen in recent years.

Although the exhibition explored Sargent's use of fashion as a powerful tool to express identity and personality of the sitter, it also had plenty of interest for someone interested in the history of painting like me.

Seeing Sargent's art works in real life, their actual size and being able to get up close to the brush strokes, was quite something. Having a ticket with an entry time limited the crowds and one was able to stay as long as one wanted: We stayed for two and a half hours. One of the paintings that I kept coming back to was "Lady Agnew of Locknaw 1864-1932".



Lady Agnew of Locknaw, John Singer Sargent. Commissioned and completed in 1892. The painting's dimensions are 127x101 cms and the commission fee was 500 pounds.

What struck me was what a master Sargent was to capture the subtle body language.

The way she looks out at you as though she is listening to you while you are having a conversation. The detail in the face and the arms: Her right on her lap and the left hanging down the side of the chair. And then the brush work in the dress with the use of cool and warm whites to show the folds in the fabric.

Apparently, she was recovering from influenza, so this may account for the way she is slumped in the chair.

Further Articles and References.

The following is a list of the references to articles for this article "Sargent and Fashion Exhibition".

Tate Britain, [Sargent and Fashion](#) - An introduction to the exhibition.

YouTube: [Richard Ormond: Lady Agnew of Lochnaw](#). The Frick Collection, New York, November 19th, 2014.

Richard Ormond an authority and descendant of the Sargent family presents a lecture on John Singer Sargent.

YouTube: [I saw the Best of Sargent!](#), ECE Guter Art.

This is a video of the exhibition held in Boston prior to it being shown in London.

THIS NEWSLETTER IS PRODUCED FOR HUTT ART
 9-11 Myrtle St, Lower Hutt 5010
 Ph 04 566 0102
 Office Hours: 10 am - 2 pm Mon, Wed - Fri
www.huttart.co.nz

Editor's Corner - Sargent and Fashion Exhibition - continued.

Another painting that struck me was the painting *Carnation, Lily, Lily, Rose*. The name Sargent gave it was the name of a popular song at the time.

The painting was painted plein-air over several months in the twilight just before sunset so he could observe the light. The subjects of the painting are



Carnation Lily, Lily, Rose, 1885-1886, by John Singer Sargent

Polly on the left and Dorothy Barnard on the right, the daughters of a friend. He did a number of preparatory studies. One was included in the exhibition showing the contour of Polly's face and which would become the focal point for the picture.

I liked the composition with the placement of the girls with Polly's head on the upper left golden mean providing the main focal point. Dorothy is placed on a secondary golden mean between Polly and the canvas's right edge. A technique used by the masters to promote harmony.

Dorothy is the secondary focal point and therefore, has less prominence

than Polly. To make Dorothy less prominent so the figures are not competing with each other, Dorothy is pressed into the shrubbery, her dress is obscured and the dresses edges are blurred. Whereas, Polly stands out against the green background with the edges of her dress sharp.



A preparatory sketch of Polly.

I also liked the the use of warm and cool colours: The green foliage and the red glow of the lanterns as the light reflects in Polly and Dorothy's faces.

I shall remember seeing this exhibition for a long time.

What's coming up.

Next time I thought I would do a second Sargent and Fashion covering more of the fashion, or perhaps the Glasgow Boys exhibition I saw in Glasgow. The Glasgow Boys group of artists had a significant impact on the early New Zealand art scene through the Pumpkin Cottage painters of Upper Hutt.

